



The Columbus Zoo and Aquarium endeavors to foster a lifelong connection with nature in children and adults by creating a meaningful link between people and wildlife. These activities are designed to be done either at home or at school. Before diving into the materials, here are some tips to help you plan:

These activities are structured around the 5E Lesson Plan model, commonly used in science education:

ENGAGE - Sparking interest in a topic

EXPLORE - Student-led investigation of concepts

EXPLAIN - Clarification of concepts

EXTEND - Student-led application of concepts

EVALUATE - Opportunity to demonstrate understanding of concepts

This activity packet will guide students as they explore wildlife and wild places. We encourage parents and teachers to utilize all five activities chronologically to provide students a complete learning experience. These activities can be done in a day, or over a longer time span. It is ideal because the educator can tailor the timing around the needs of the learners.

Each section has a brief activity description and a list of materials needed. The instructions are written for the learner; however, we encourage adults to work closely with their students. (Be sure to supervise students when doing any outdoor activities.) Most importantly, we hope you have a fun and engaging experience!



FOOD CHAINS AND FOOD WEBS

GRADES
K-2

5 STEPS TO A MEANINGFUL ZOO PROGRAM

DESCRIPTION OF ACTIVITY

ESTIMATED TIME

MATERIALS NEEDED

ENGAGE

Introduction to food chains.

Read **Pond Circle** by Betsy Franco and talk about what you learned with your parent or teacher.

Complete **"Food Chain Activity"** with a friend or sibling.

20-30
minutes

Copy of **Pond Circle** by Betsy Franco

Copies of **"Food Chain Activity"**

EXPLORE

Explore Zoo or school yard/home for examples of Food Chains.

Explore the Zoo or a yard and look for food chain examples.

20-30
minutes

Chart paper

EXPLAIN

Do any food chains overlap?

Watch [video](#) on food chains.

50
minutes



EXTEND

Apply concepts.

Using a paper plate draw a meal for your favorite animal

20-30
minutes

Paper plates
Crayons/colored pencils

EVALUATE

Apply what concepts taught by identifying animals in the same food chain.

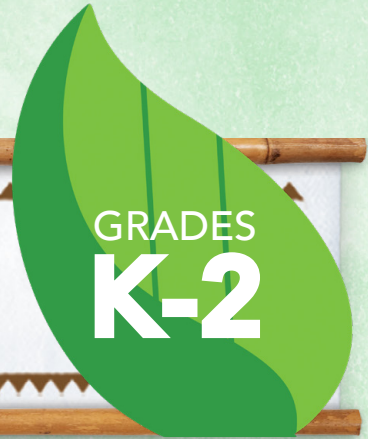
Select one or two books from the booklist.

Then choose 4 different animals that would be in the same food chain. Draw pictures and label. Share with your parent or teacher.

30
minutes


Booklist
Drawing paper/
crayons/colored pencils





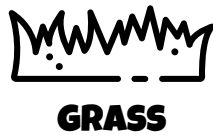




FOOD CHAIN ACTIVITY

Cut out the animals on the next page and paste them in the right spot to complete the food chain.
NOTE: The sun should start each chain.



FOOD CHAIN ACTIVITY





PICTURE BOOKS

***WHILE GRADE LEVELS ARE LISTED, ALL BOOKS ARE APPROPRIATE FOR ALL AGES.**

PICTURE BOOK	AUTHOR	GRADES
<i>Pond Circle</i>	Betsy Franco	K-3
<i>Who Eats What</i>	Patricia Lauber	K-3
<i>Butternut Hollow Pond</i>	Brian Heinz	2-5
<i>Trout Are Made of Trees</i>	April Pulley Sayre	K-3
<i>The Magic School Bus Gets Eaten</i>	Patricia Relf	K-3
<i>What's for Dinner?: Quirky, Squirmy, Poems from the Animal World</i>	Katherine B. Hauth	3-5
<i>The Wolves Are Back</i>	Jean Craighead	3-5
<i>Horseshoe Crabs and Shorebirds: The Story of a Food Web</i>	Victoria Crenson	3-5
<i>Sparrow Girl</i>	Sara Pennypacker	K-2
<i>Hey Diddle Diddle</i>	Pam Kapchinske	K-2
<i>Vulture View</i>	April Pulley Sayre	K-2
<i>Dory Story</i>	Jerry Pallotta	K-2
<i>Pass the Energy, Please</i>	Barbara Shaw McKinney	3-5
<i>What do Carnivores Eat?</i>	James Benefield	
<i>What do Herbivores Eat?</i>	James Benefield	